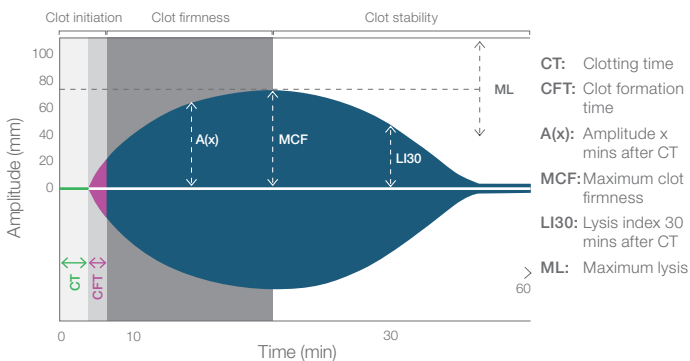


Thromboelastometry reaction curve (TEMogram)



Parameter	Displays	Information provided
CT	Initiation of clotting	Activity of clotting factors, thrombin generation, influence of anticoagulants
CFT	Speed of clot formation	Fibrin formation, first contribution of platelets
A(x), MCF	Clot firmness	Contribution of fibrin and platelets
LI(x), ML	Clot stability	Fibrinolysis

Functions of ROTEM assays

Assay	Analytical Principle
EXTEM	Assesses clot formation, clot firmness and clot stability through activation of the extrinsic pathway
INTEM	Assesses influence of heparin, clot formation, clot firmness and clot stability through activation of the intrinsic pathway
FIBTEM	Assesses fibrinogen status and fibrin polymerization by blocking platelet contribution
HEPTEM	Assesses intrinsic pathway after neutralizing the influence of unfractionated heparin
APTEM	Assesses clot stability after inhibiting fibrinolysis

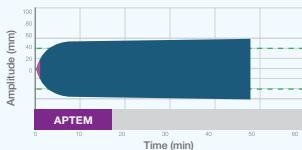
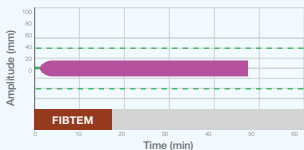
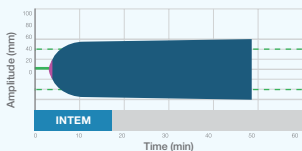
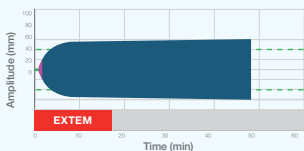
Interpretation of combined assay results

The combination of different assays enables a differential diagnosis.

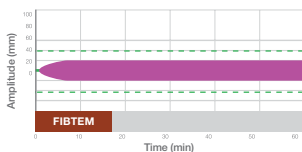
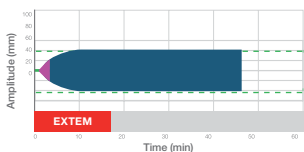


TEMogram examples*

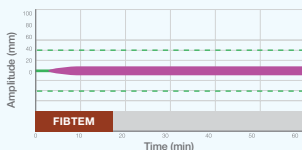
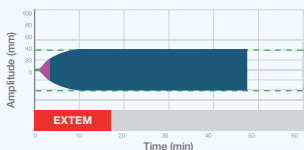
All parameters within the reference ranges may suggest **normal hemostasis†**



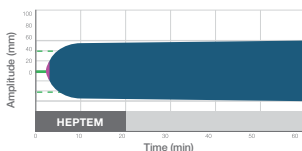
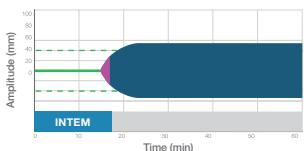
Decreased clot firmness‡ in **EXTEM** and normal clot firmness‡ in **FIBTEM** may suggest **decreased platelet contribution** to clot firmness



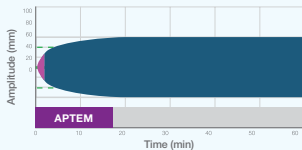
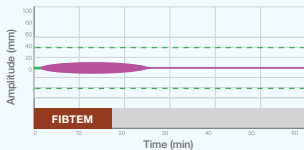
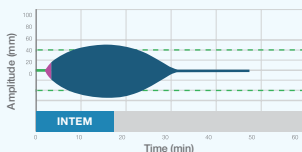
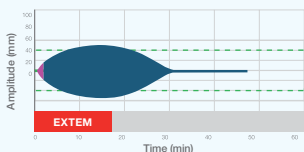
Decreased clot firmness‡ in **EXTEM** and **FIBTEM** may suggest **fibrinogen deficiency or a defect in fibrin polymerization**



Prolonged **INTEM** CT vs. normal **HEPTEM** CT may suggest **presence of heparin**



Increased **EXTEM** ML vs. normal **APTEM** ML may confirm **fibrinolytic activity**



* For interpretation, numerical values should be considered.

† Not sensitive to defects in primary hemostasis, impaired platelet function, or effects of some anticoagulants.

‡ Clot firmness parameters include A5, A10, A20 and MCF. A5 is not FDA 510(k)-cleared, nor Health Canada-licensed. Not saleable in the US or Canada.

The Instrumentation Laboratory logo, GEM, Premier, GEMweb, iQM, Hemochron, VerifyNow, Avometer and ROTEM are trademarks of Instrumentation Laboratory Company and/or one of its subsidiaries or parent companies and may be registered in the United States Patent and Trademark Office and in other jurisdictions. All other product names, company names, marks, logos and symbols are trademarks of their respective owners.

©2018 Instrumentation Laboratory. All rights reserved.